



## CEO Report February 2025



How do we compare?

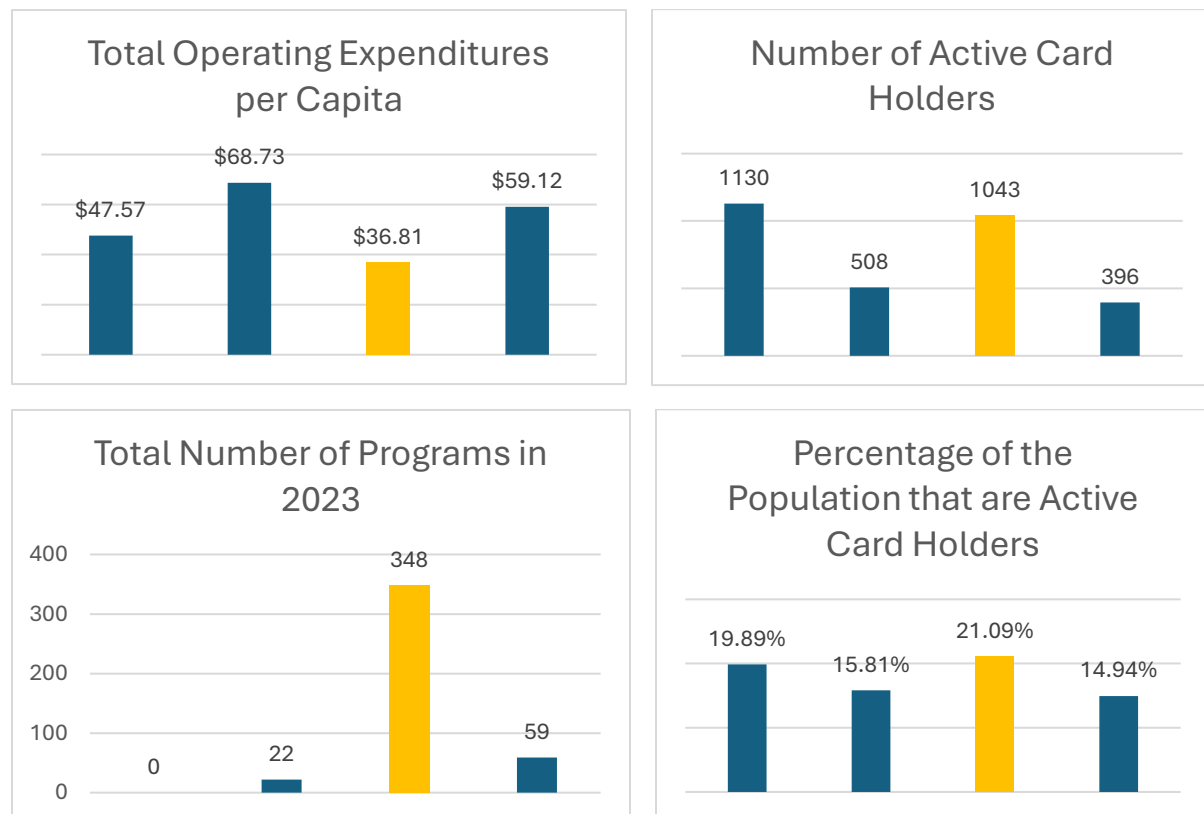
### 2023 – Ontario Public Library Statistics

The Province of Ontario publishes yearly reports on our survey results through the Ontario public library statistics program.

So how do we compare to other libraries of similar size?

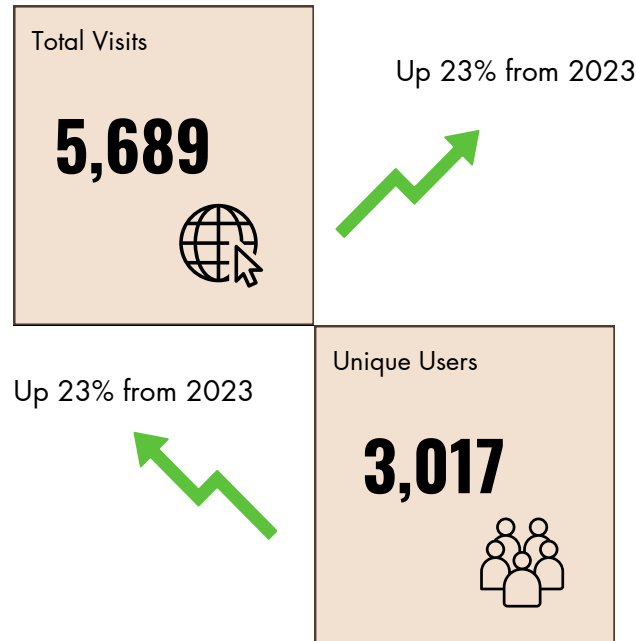
This comparison looks at libraries serving a population of 2,101 – 5000 with a similar square footage. From the provincial data set, there are only 3 other libraries that are comparable in size.

Mean Square Footage = 2390 sq/ft   Standard Deviation = 140 sq/ft



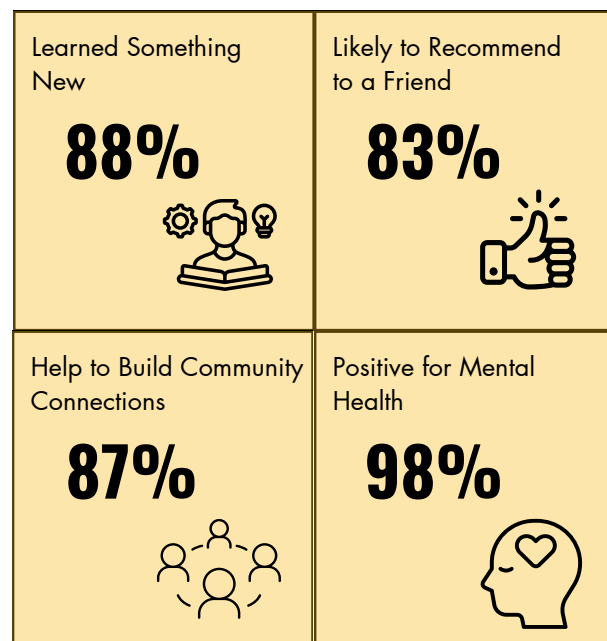
# 2024 Snapshot

## Website efpl.ca



## Program Participants

Adult Programs - Participant Survey



**Most visited  
day of the  
week?**

**Wednesday!**



**Facebook**

**112.1K Views**

**27.6K Reach**

**7.2K Content interactions**



12 Days of  
Christmas!

**Most Viewed  
Facebook Post of the  
year?**

December 12th 2024

**2.7K views!**