

District of Nipissing Social Services Administration Board

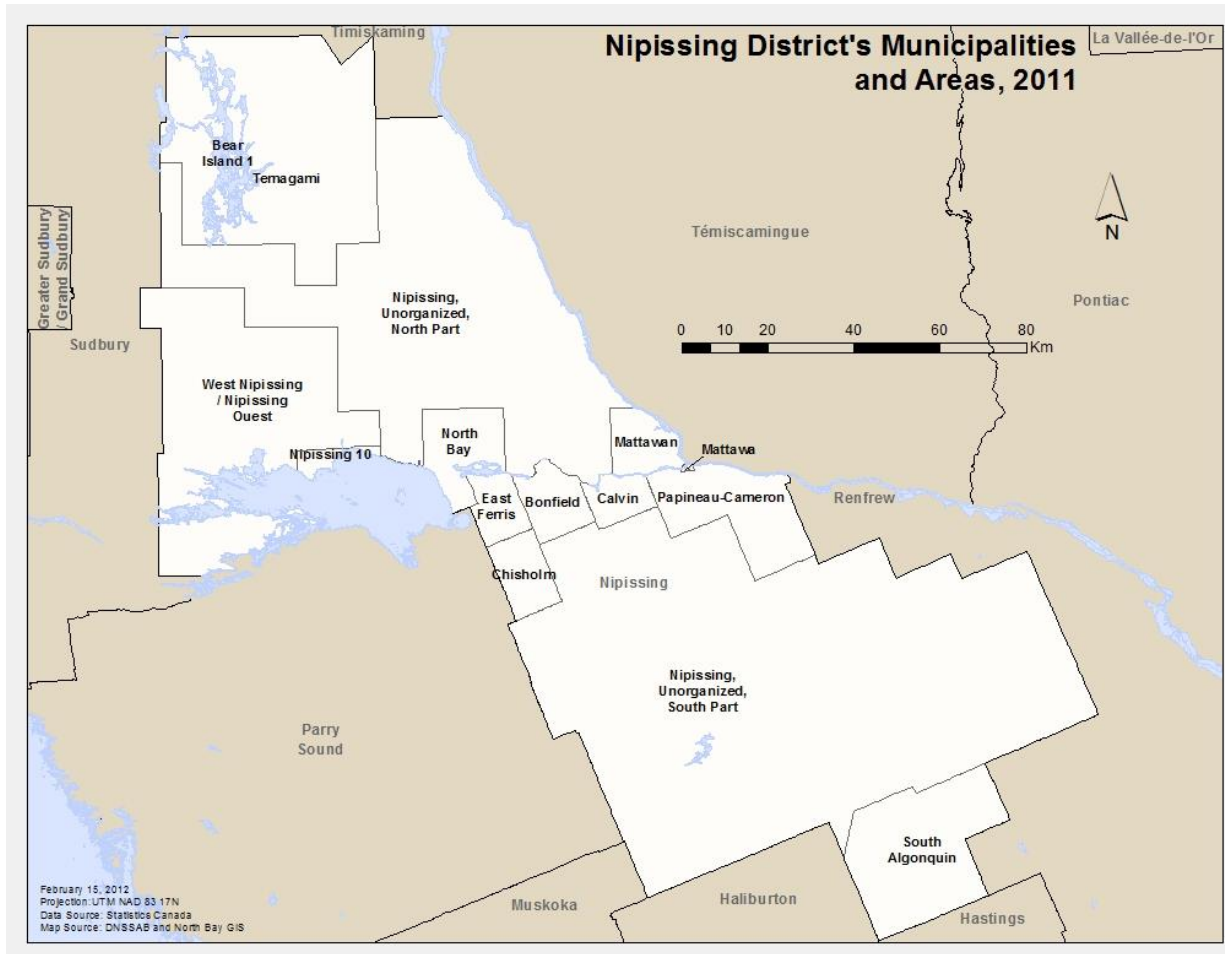
District of Nipissing
Social Services
Administration Board



Conseil d'administration
des services sociaux
du district de Nipissing

Presented to East Ferris Council
July 12, 2022

Nipissing District Service Area



POPULATION - 85,000

AREA (SQ KM) - 17,000

MUNICIPALITIES – 11 + two first nations and two territories without municipal organization, Nipissing North & South. Municipalities include:

North Bay

West Nipissing

Mattawa

Bonfield

Chisholm

Calvin

Mattawan

Papineau-Cameron

East Ferris

Temagami

South Algonquin



2022 Municipal Apportionment

The weighted assessment figures have been calculated using 2021 Assessment Rolls and 2021 Tax Ratios.
There are no Tax Ratios available for the Unincorporated Townships.

Municipality	A - Current Value Assessment Method used to determined Unincorporated share only			B - Weighted Assessment Method (Excl. PIL) - Actual CVA %Cost for Unincorporated			2022 Monthly Levy =Col.6/12	2021 Budget Allocation	Variance Yr over Yr Budget Allocataion	Variance % Change
	Current Value Assessment-2021	%	Budget Allocation	Weighted Assessment-2021	%	Budget Allocation				
	1	2	3	4	5	6	7			
City of North Bay	5,615,031,215		-	6,640,789,411	60.7754%	13,194,757	1,099,563	12,712,758	481,999	3.79%
Municipality of West Nipissing	1,599,274,372		-	1,677,857,722	15.3555%	3,333,779	277,815	3,196,723	137,056	4.29%
Municipality of East Ferris	670,888,892		-	673,114,427	6.1602%	1,337,429	111,452	1,284,450	52,979	4.12%
Municipality of Temagami	493,388,700		-	497,527,807	4.5533%	988,551	82,379	955,655	32,896	3.44%
Township of Bonfield	292,652,302		-	280,726,171	2.5692%	557,782	46,482	535,164	22,618	4.23%
Township of South Algonquin	266,460,300		-	277,810,585	2.5425%	551,989	45,999	531,574	20,415	3.84%
Township of Papineau-Cameron	163,467,900		-	149,133,007	1.3648%	296,316	24,693	284,818	11,498	4.04%
Town of Mattawa	106,752,425		-	116,195,662	1.0634%	230,872	19,239	222,778	8,094	3.63%
Township of Chisholm	150,526,000		-	142,199,146	1.3014%	282,539	23,545	271,703	10,836	3.99%
Municipality of Calvin	89,920,700		-	126,315,257	1.1560%	250,979	20,915	242,459	8,520	3.51%
Township of Mattawan	27,912,800		-	27,741,887	0.2539%	55,121	4,593	53,594	1,527	2.85%
Sub Total Municipalities	9,476,275,606		21,080,114	10,609,411,082	97.0956%	21,080,114	1,756,676	20,291,676	788,438	3.89%
TWOMO - (MCSS, EDU, & MMAH)	409,465,400		630,562							
Sub Total Unincorporated	409,465,400	4.14%	630,562	409,465,400		\$630,562	\$52,547	\$616,380	14,182	2.30%
TOTAL	9,885,741,006		21,710,676	11,018,876,482		21,710,676	1,809,223	20,908,056	802,620	3.84%
	Municipal share net of EMS		15,223,690	Municipal Share		21,710,676				
	EMS Budget (municipal share)		6,486,986	Less TWOMO		630,562				
				Municipal Levy		21,080,114				

Note: TWOMO share of DNSSAB costs
excludes Emergency Medical Services Costs



Strategic Plan

Long-Term Goals:

❖ **Maximize Human Service Impact**

Residents have the highest possible quality of life and well-being

❖ **Remove Systemic Barriers**

Systemic social issues, disparities, and inequalities are addressed and eliminated

❖ **Seamless Access**

Clients and residents have direct access to programs, services, or other resources when and where they are needed

❖ **Continuous Improvement and Adaptation - Learning and Growth**

The Board's services are strong and maximize investment



Strategic Priorities

- **House Those in Need**
- **Optimize Service Access throughout Nipissing District**
- **Strengthen Service Delivery**
- **Strengthen Government and Public Relations**

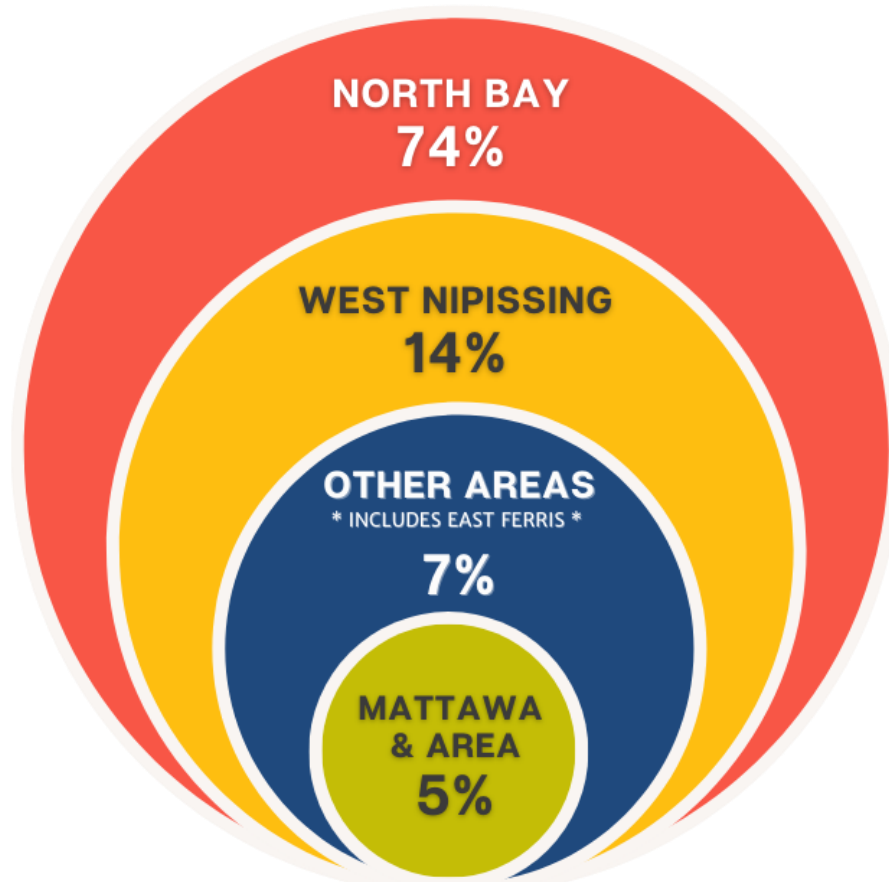


Provincially Mandated Services

- Social Services & Employment
- Children's Services
- Emergency Medical Services
- Housing Services



Social Services & Employment – Caseload



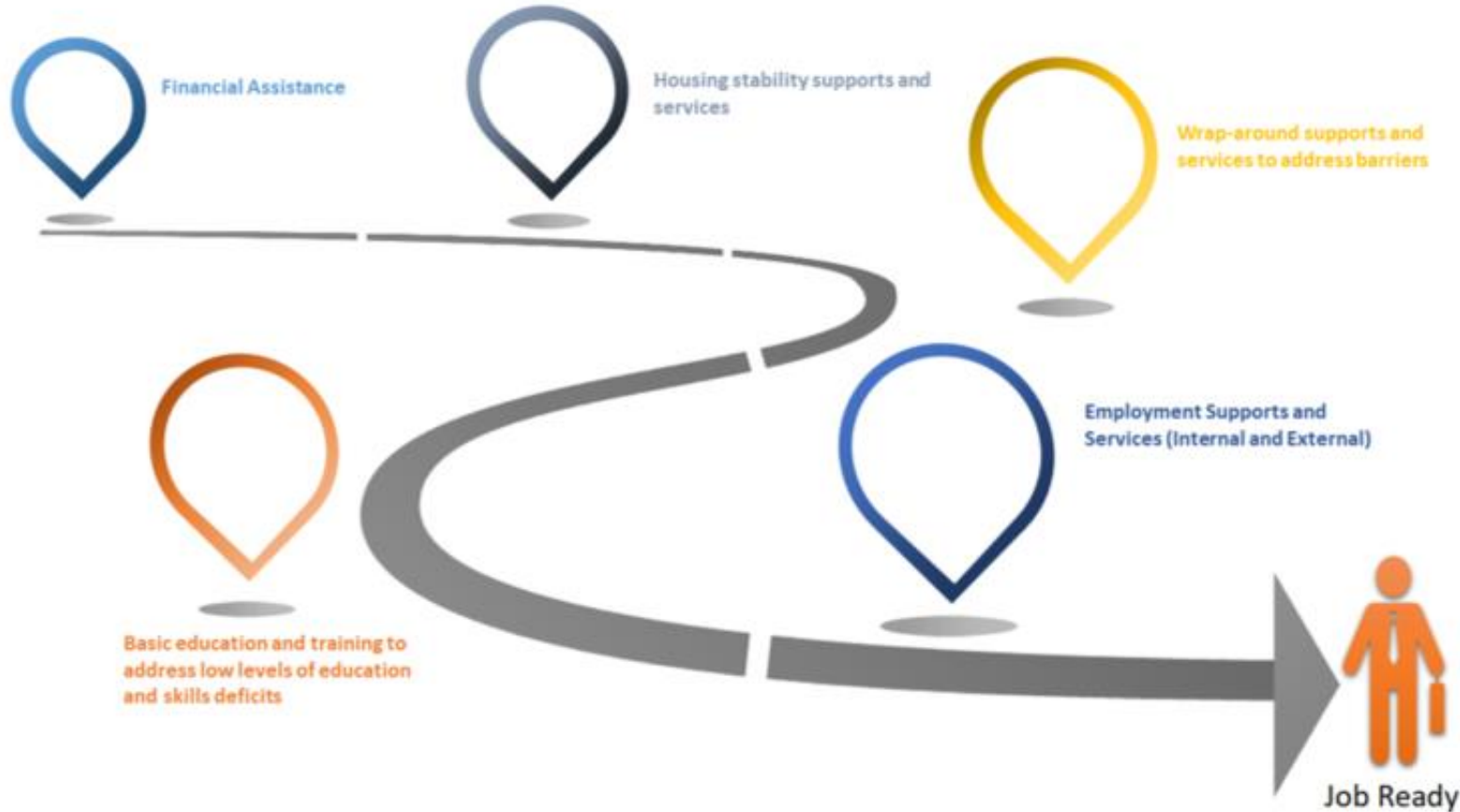
- Ontario Works provides temporary financial and employment assistance to 1779 cases – 2894 individuals.
- East Ferris: 33 cases – 43 individuals

* Caseload comparison is based on data from the Integrated Case Summary Report for May 2022 and is based on the total number of OW and Temporary Care cases. In addition to East Ferris, Rural Areas include Chisholm, Bonfield, Astorville, Temagami and South Algonquin.

1779 total cases



Employment and Life Stabilization Supports



Breaking down barriers to employment, such as:

- Addictions and Mental Health
- Transportation
- Poverty
- Access to reliable phone and internet



Modernization

Initiatives Implemented in Nipissing



January 2020: MyBenefits online service was enabled.



April 2021: Reloadable Payment Card (RPC) became a payment option for social assistance recipients



July 2021: Electronic Document Management initiative was implemented




May 2022: E-Signature initiative was implemented allowing designated forms to be signed electronically

Initiatives on the Horizon



September 2022: Centralized Intake is anticipated to roll out in Nipissing District



2023: The process to begin Employment Service Transformation (EST) is anticipated to begin. EST is slowly being phased in across the province with the Northern areas, including Nipissing, as part of the final catchment areas.



Children's Services – Service System Manager



- Families/children infancy up to 13 years of age.
- 43 licensed child care sites and 25 EarlyON Child and Family Centres.
- Child care fee subsidy enables parents to work, pursue education or participate in training.
- Manage Canada-Wide Early Learning and Child Care System.



Early Years & Child Care Services



- EarlyON Ferris Glen
- EarlyON Mobile Program



Licensed Child Care

- Garderie Sol
- WFDN – Ferris Glen Learning Centre



Community Planning

- Early Years & Child Care Survey
- Community consultation (Fall 2022)

Other Funding Supports

- General Operating Grant
- Wage Enhancement Grant
- Repairs & Maintenance
- Sustainability Funding



Fee Subsidy

- Supports 25 families & 34 children



Canada-Wide Early Learning & Child Care System

- 25% Fee Reduction (April 1/22)
- 50% Fee Reduction (Jan. 1/23)
- Workforce compensation



Paramedic Services

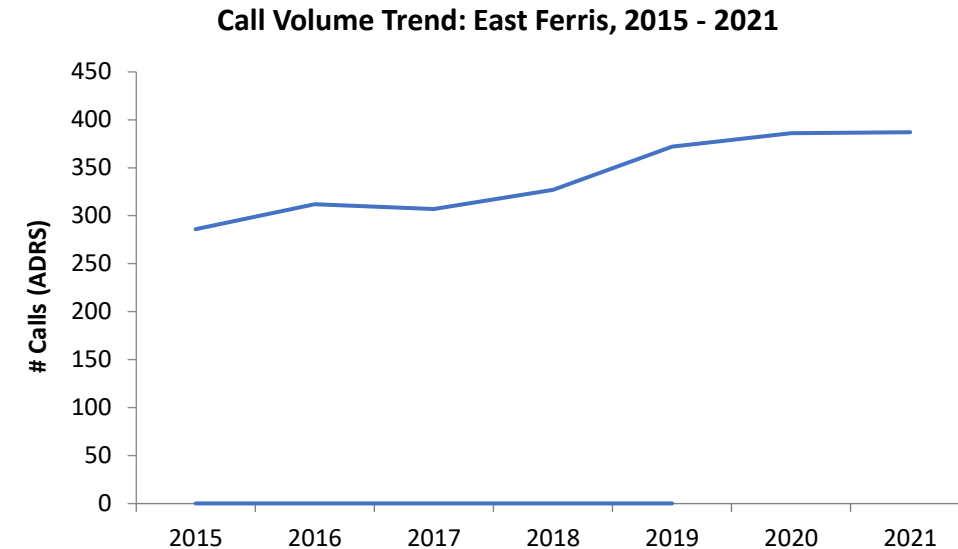


- Transitioning Paramedic Services to direct delivery on or before January 1st, 2023.
 - Currently contracts to North Bay Regional Hospital, Mattawa Hospital, and the Municipality of Temagami.
- Services include 9-1-1 responses, Community Paramedicine, Emergency First Response Team oversight and coordinate medical tiered response with a number of allied agencies.



Paramedic Services

- Demand for Paramedic Services continue to climb.
- 2021 there were 20,747 responses.
- 22 patients rostered for Community Paramedics in East Ferris.
- Aging East Ferris EFRT vehicle replaced with a decommissioned ambulance.
- East Ferris is serviced from the 24 hour North Bay station.
- Average response time into East Ferris is 13.23 minutes.



Housing Services – Service System Manager

Subsidies & Housing Stock

- **2267** – Social Housing Units
- **308** – Affordable Housing Units
- **149** – Rent Supplement Units
- **69** – Housing Allowance Recipients
- **22** – Portable Housing Benefit Recipients



Centralized Waiting List – Housing Services

Number of Applicants	
Astorville	13
Corbeil	15
TOTAL	28

Applicant Type	RGI	Market
Astorville	9	7
Corbeil	5	10
TOTAL	14	17

Age Groups	Youth (17-24)	Young Adults (25-39)	Older Adults (40-54)	Pre- Seniors (55-64)	Seniors (65+)
Astorville	2	1	2	1	7
Corbeil	0	3	1	0	11
TOTAL	2	4	3	1	18



Homeownership

- **Ontario Renovates**

- Provides up to \$25,000 as a forgivable loan for major repairs, renovations and accessibility modifications

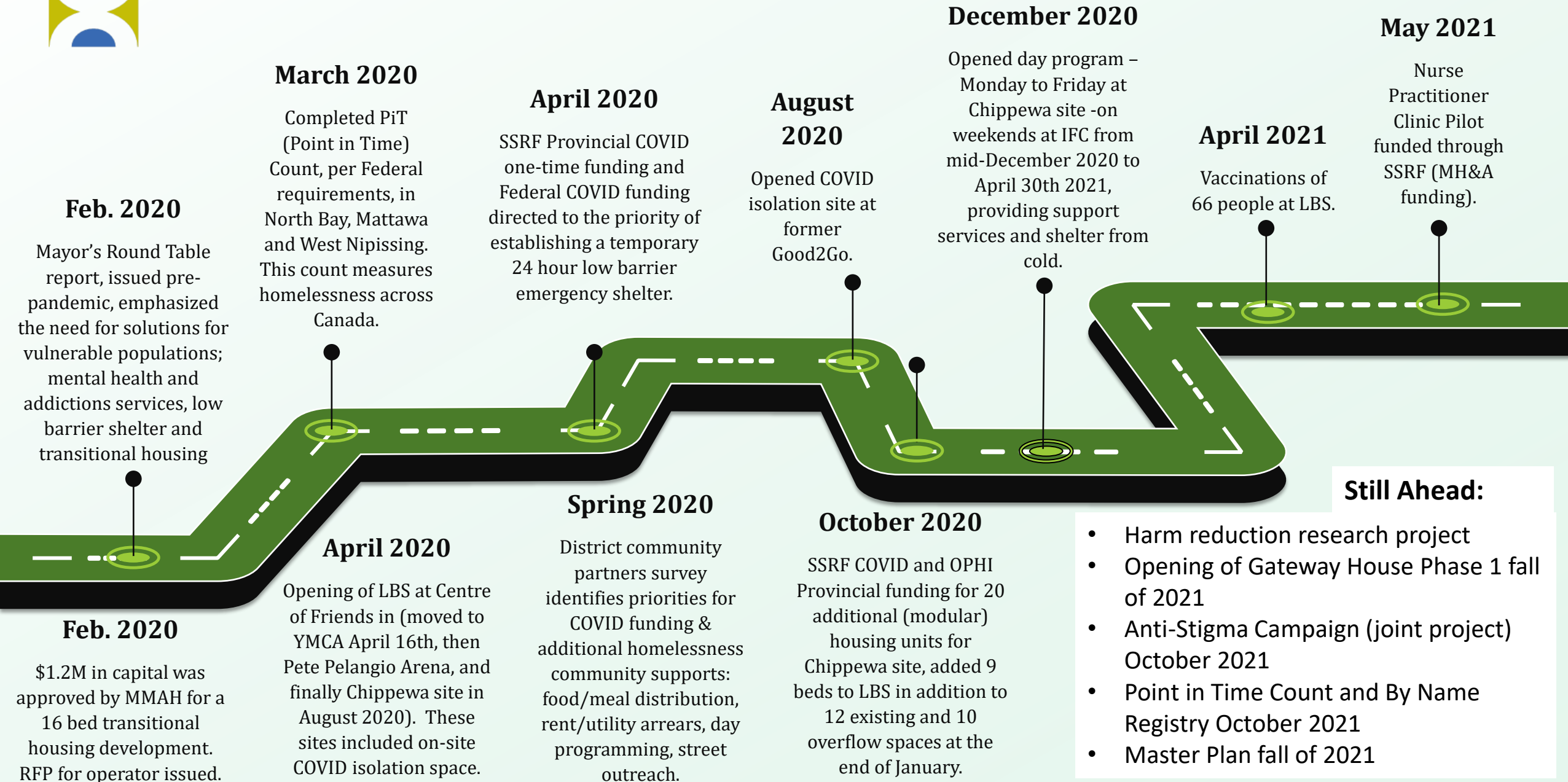
- **Homeownership Program**

- Provides a down-payment of 10% of the home purchase price as a forgivable loan for eligible homeowners





Serving Vulnerable Populations





Serving Vulnerable Populations

April, 2021

Reaching Home funded 7 community projects including the Housing Unit Stability and Recovery Pilot with a consortium of 7 community agencies providing collaborative supports for individuals being house directly from homelessness.

June, 2021

Isolation spaces were created to reduce the spread of COVID-19 among the homeless population.

September, 2021

The Harm Reduction Study, which began in March 2021 was completed.

October, 2021

Completed PiT (Point in Time) Count and By Name Registry, per Federal requirements, across the district. This count measures homelessness across Canada.

October, 2021

The “See the Person” Anti-Stigma campaign began.

November, 2021

Funded through the IAH, Gateway Phase 1 opened. These 16 units provide stable, supported housing for individuals who are currently homeless or at risk and living with complex barriers.

December, 2021

Advocacy for housing and health supports as MPP Vic Fedeli toured the Gateway Campus.

August, 2021

Requests for funding to increase the supply of affordable housing with supports made to MoH and MMAH through AMO delegations.

September, 2021

A Homelessness Landscape Report was created to serve as a checkpoint and to provide a clear path of action to addressing the increase to homelessness.

October, 2021

A Homelessness Action Plan was developed to provide a realistic and attainable path of action which is within the Board’s scope of responsibility and strategic direction.

Still Ahead:

- Implementation of Co-ordinated Access in March, 2022

April, 2021

SSRF funded 10 community projects that mitigated risk of homelessness including a rental arrears project in partnership with the North Bay Landlord Association and funding for Street Outreach.

Transitional Housing: Northern Pines



TRANSITIONAL &
SUPPORTIVE
HOUSING

Phase 1:

- 16 Units
- \$1,200,000
- November, 2021



SUBSIDIZED &
AFFORDABLE
RENTAL HOUSING

Phase 2:

- 20 Units
- \$2,470,000
- July, 2022



TRANSITIONAL &
SUPPORTIVE
HOUSING

Phase 3:

- 24 Units
- \$2,100,000
- March, 2023



New Development

- Since 2008, 3 affordable housing projects funded 2.2 million to create 28 units in East Ferris.
 - Seniors Villa of East Ferris.
 - 20 one-bedroom units and 8 two-bedroom units.
 - All units are row/town house style and targeted for seniors.
- In 2020, an Expression of Interest was issued for affordable housing development in the Nipissing District.
- 2021, 2 submissions made for CMHC Rapid Housing while unsuccessful, applications continued to be developed.



Strategic Priorities

- **House Those in Need**
- **Optimize Service Access throughout Nipissing District**
- **Strengthen Service Delivery**
- **Strengthen Government and Public Relations**



DNSSAB Board Members

- **MARK KING**, Board Chair, Councillor, North Bay
- **DAN ROVEDA**, Board Vice-Chair, Councillor, West Nipissing Ouest
- **DEAN BACKER**, Mayor, Mattawa and represents eastern cluster
- **MAC BAIN**, Councillor, North Bay
- **JANE DUMAS**, Mayor, South Algonquin
- **TERRY KELLY**, Councillor, East Ferris
- **CHRIS MAYNE**, Councillor, North Bay
- **DAVE MENDICINO**, Councillor, North Bay
- **DAN O'MARA**, Mayor, Temagami
- **SCOTT ROBERTSON**, Councillor, North Bay
- **AMANDA SMITH**, Representative, TWOMO, Nipissing North & South
- **BILL VREBOSCH**, Councillor, North Bay

